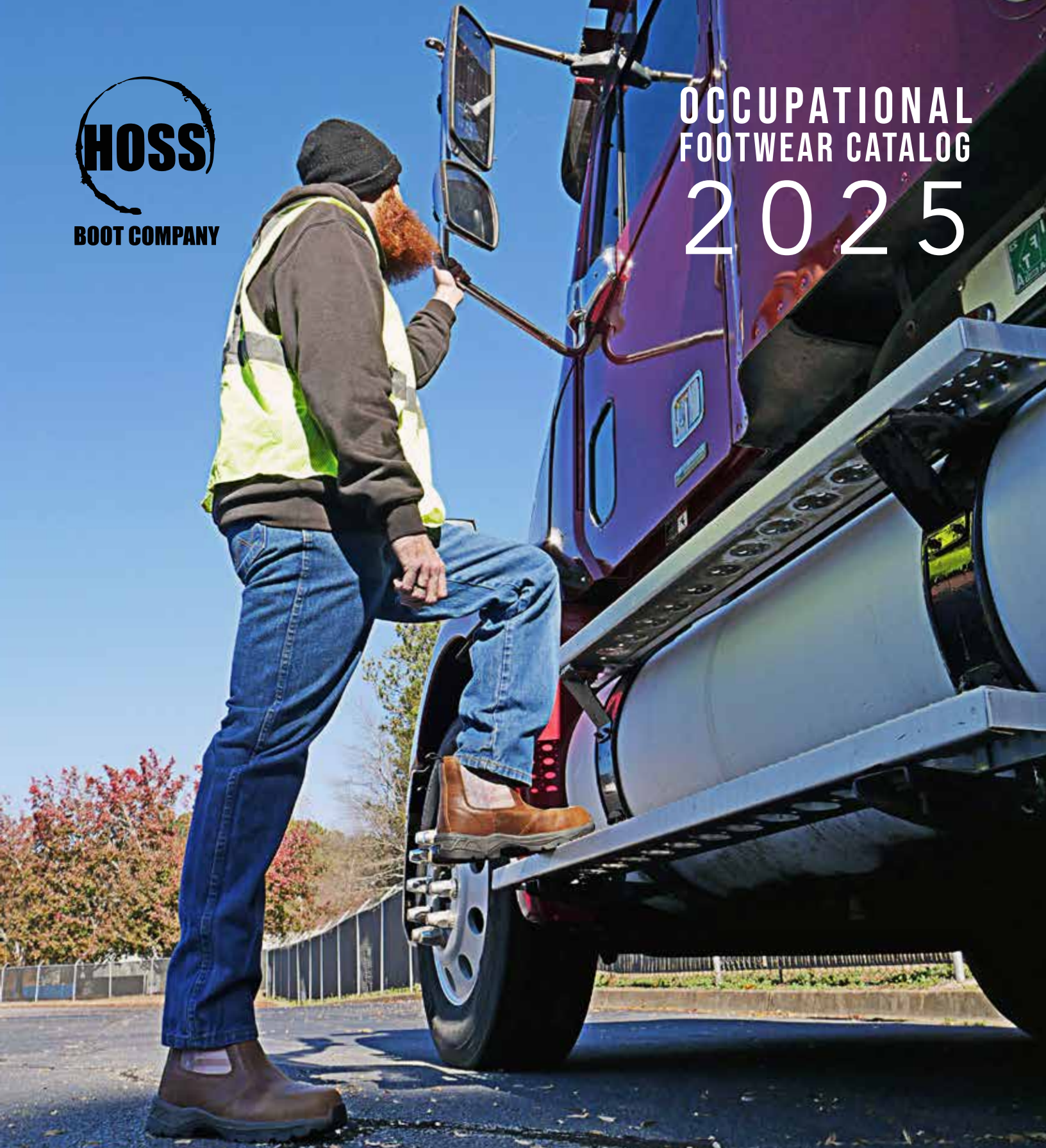


HOSS
BOOT COMPANY

OCCUPATIONAL
FOOTWEAR CATALOG
2025



HOSS
BOOT COMPANY

DieHard
POWER AHEAD™


MOXIE TRADES

Index

HOSS BOOTS

10140/SPADIX.....	25	50411/OL' GLORY.....	16
10160/SHOVELHEAD.....	27	50440/SNIP (XRD-MET).....	29
10165/BEEDLE.....	32	51170/WATCHMAN (SOFT TOE).....	35
10167/SPARKS.....	32	53010/CHASER.....	32
10229/RENO II.....	28	53023/TRAIL.....	15
13032/EXPRESS.....	26	60100/CHILLER.....	33
14431/EXPRESS.....	26	60113/CARSON.....	7
20168/ SPARKS (WOMEN'S).....	37	60117/LORNE.....	13
20230/RENO II (WOMEN'S).....	37	60122/ADAM.....	13
24533/EXPRESS (WOMEN'S).....	37	60130/RIDGE.....	15
30155/ METEORITE.....	26	60140/PROWL (XRD-MET).....	29
30204/TRANSFER.....	32	60145/BRONC.....	11
30205/TRANSFER (WOMEN'S).....	32	60160/CARTER.....	14
30240/STEPPER (XRD-MET).....	31	60177/TIKABOO.....	14
30402/WORKER SLIP-ON (XRD-MET)..	29	60203/STOMP.....	22
40120/WHEELER LOW.....	25	60215/SCOUT.....	9
40121/WHEELER LOW (WOMEN'S)....	25	60230/RIDGE.....	15
40122/WHEELER HIGH.....	25	60240/TIKABOO (XRD-MET).....	31
40123/WHEELER HIGH. (WOMEN'S)....	25	60242/BLAST.....	33
50138/ERIC LOW.....	21	60260/TRVERSE.....	16
50147/FULL COURT.....	27	60406/TIKABOO.....	14
50148/FULL COURT.....	27	60413/CARSON 6".....	7
50152/RIM FLY.....	27	60414/CARSON 6" (SOFT TOE).....	7
50160/BUSTER.....	23	60416/LORNE 6".....	13
50161/BETA (SOFT TOE).....	35	60421/ADAM.....	13
50162/BUSTER VELCRO.....	23	60466/HUDSON.....	34
50165/BUSTER HI.....	23	60542/CARTER.....	14
50172/WATCHMAN.....	35	60700/CHILLER.....	33
50230/ERIC LO (SOFT TOE).....	21	61110/RANGE.....	8
50238/ERIC LO.....	21	62705/K-TOUGH.....	8
50239/ERIC HI.....	22	70120/LACY.....	39
50240/McKEE (SOFT TOE).....	21	70419/LACY.....	39
50250/ERIC HI (SOFT TOE).....	22	70423/LILY.....	55
50406/FRONTIER.....	16	80114/CROSS CUT LOGGER.....	12

Index

80180/WATCHMAN 8" (SOFT).....	35
80264/CLASH.....	34
80265/CLASH (SOFT TOE).....	34
80715/CROSS CUT LOGGER.....	12
84012/RECON SIDE-ZIP.....	10
90123/WE THE PEOPLE.....	18
90211/LOGGER PULL-ON.....	12
90215/CARTWRIGHT.....	9
90416/BUCK.....	9
90691/SLAG (XRD-MET).....	30
91065/RUSHMORE.....	20
92042/SHOWDOWN.....	20
92060/RUSHMORE (SOFT TOE).....	20
92065/RUSHMORE.....	20
94010/WILDFIRE.....	11
94011/RECON.....	10
94021/WE THE PEOPLE.....	17
94022/WE THE PEOPLE (SOFT TOE)....	17
94023/WE THE PEOPLE.....	18
94030/FRACKER (XRD-MET).....	30
94031/RECON (XRD-MET).....	30
94050/BRISBEE.....	19
94062/BRISBEE LACER.....	19

Index

DieHard


DH10715/SOLSTICE.....	51
DH20100/SOLSTICE.....	51
DH20122/BONNEVILLE.....	53
DH30100/TORRENT (SOFT TOE).....	60
DH30135/SUBIRD.....	51
DH30205/SUBIRD.....	51
DH50115/SQUIRE.....	52
DH50124/POLARA.....	53
DH50144/SONIC.....	53
DH50200/SQUIRE.....	52
DH50245/COLT (SOFT TOE).....	48
DH50500/LEMANS.....	54
DH60100/VENTURA.....	54
DH60112/MONTE (SOFT TOE).....	48
DH60155/VENTURA (SOFT TOE).....	54
DH60216/COMET.....	52
DH60260/CRUSAER.....	47
DH60420/MALIBU 6" (SOFT TOE).....	46
DH60430/TORO (SOFT TOE).....	45
DH60440/MALIBU 6".....	46
DH60445/TORO.....	45
DH60460/MOTE.....	48
DH60860/NITRO.....	49
DH60880/CHARGER WHEAT.....	50
DH60881/CHARGER V2 BROWN.....	50
DH60882/CHARGER V2 BLACK.....	49
DH60885/CHARGER (SOFTTOE).....	50
DH60886/CHARGER V2 (SOFT TOE).....	50
DH80420/MALIBU 8" (SOFT TOE).....	46
DH80440/MALIBU 8".....	46
DH90250/STRATUS (SOFT TOE).....	47

Moxie Trades

MT20120/EXHILARATOR.....	60
MT20140/LEXI.....	59
MT20518/TINA.....	61
MT21404/TRISHA.....	60
MT21405/TRISHA.....	60
MT21406/TRISHA.....	60
MT21407/TRISHA.....	60
MT21408/TRISHA.....	60
MT25010/ANGEL.....	59
MT25012/ANGEL.....	59
MT25058/ANGELINA.....	61
MT26026/LACY.....	61
MT26058/LACY.....	61
MT28028/MAREEN.....	62
MT50161/ALICE.....	62
MT50162/ALICE.....	62
MT50165/ANNE.....	62
MT50180/ZENA.....	59
MT70127/ANGELINA.....	61

Insoles

500/WOW ANTI-FATIGUE.....	42
540/WOW COOLING.....	42
550/WOW CUSHION.....	42
600/WOW STATIC.....SIPATION (SD). 42	
660/WOW ARCH SUPPORT.....	42
700/WOW GEL.....	42
49946/MEMORY FOAM.....	42
49950/SUPPORT.....	42



80264 / CLASH

**BIG
HOSS
SIZES**

WELCOME TO HOSS BOOT COMPANY

At HOSS Boot Company, we know that every step matters. Our mission is grounded in the simple belief that hardworking men and women deserve more options when it comes to selecting their footwear for the job.

We meticulously craft our work boots and shoes using only the highest quality materials. We source globally and have a strategically diversified manufacturing footprint. This enables us to enhance our product offerings and ensures a healthy supply chain.

We are passionate about solving your business needs and fostering growth with our partners. Here's to the future of footwear and the steps we'll take together.

Welcome to the HOSS Boot Company family.



888-990-4677

HOURS: MONDAY-FRIDAY 8AM-5PM EST

DIEHARDFOOTWEAR.COM

HOSSBOOTS.COM

EMAIL ORDERS: CSORDERS@HOSSBOOTCO.COM

HOSS ICON GUIDE



New style introduced



Sizes larger than 15 or widths from 4E to 6E



Composite toes contain non-metallic safety toe caps and are light. They are ideal for those working in electrical environments. They do not conduct heat or cold and are good for work in extreme high or low temperatures.



Steel safety toes are the industry standard and have been for years. Steel toes provide protection from falling objects and equipment.



Aluminum toes are made of lightweight materials and tend to be about 30 to 50 percent lighter than steel. Toe boxes provide the same level of safety as steel offer a bit more room than composite since aluminum is thinner than composite.



Lighter than traditional safety toe protection, the Carbon Nano toes guard your feet against impact and compression hazards



Some of our boots are made without a protective toe cap. These soft toe boots still may have other features such as, Electrical Hazard or Static Dissipation ratings and puncture plates in the sole.



HOSS uses membrane technology from HyDry® and others. Our boots are designed to resist water in wet situations as high as the membrane goes. Wear these with confidence that your feet will stay dry and comfortable.



Some of our boots include a memory foam insole that are constructed from soft polyurethane base and a top layer of memory foam for all day comfort.



Indicates that the footwear style uses a combination of insole with cushion board for comfort feature.



Our outsoles marked slip resistant have been tested and meet or surpass industrial standards. Slip resistance has many variables. These tests are to be used as a guide to help make your decision. Test results are available upon request.



Electrical Hazard (EH) boots must be able to withstand 18000 volts of electricity at 60 hertz for a whole minute without leakage of more than one milliampere under dry conditions. HOSS EH boots have been tested and pass this standard.



Our flexible puncture resistant plate allows full sole coverage, as well as greater movement. This midsole plate is designed to reduce the hazards of puncture wounds caused by sharp objects penetrating the outsole.



MetGuard™ is a shield made with XRD® Impact Protection technology. It overlays the toe box and runs to the top of the instep, providing armor-like protection for the foot.



HOSS uses 3M Thinsulate® insulation. Insulation can come in 200 grams and up. This is used in cold temperatures. Whether working outdoors or in a freezer, 3M Thinsulate helps keep your feet warm.



No metal is used within the construction of the footwear.



Our Static Dissipating (SD) feature allows electric current to flow between you and the ground. HOSS SD boots meet all ASTM requirements.

ALL SAFETY FOOTWEAR PRODUCED BY HOSS BOOT COMPANY
MEETS OR EXCEEDS ASTM F2413-18 STANDARDS

HOSSBOOTS.COM

#THISISMYHOSS

GENERAL WORK

ALL AROUND WORKING ENVIRONMENTS

60413

CARSON / BROWN

- Composite safety toe and shank
- Full-grain tumbled leather
- Suede tongue and padded comfort collar
- Ergonomic insole with contoured fast rebound foam
- Direct attach welt
- Slip resistant rubber outsole
- ASTM F3445-21 Slip-resistant
- ASTM F2413-18 M/I/C EH
- Sizes 7-13, 14, 15, 16, 17, 18, 19, 20 D(M), 2E(W), 4E(XW) and 6E(XXW)
- (12.5 Available)

BIG HOSS SIZES



60414

CARSON (SOFT TOE) / BROWN

- Soft toe
- Composite shank
- ASTM F2892-24 EH SR
- Sizes 7-13, 14, 15, 16, 17, 18 D(M), 2E(W), 4E(XW) and 6E(XXW)

60113

CARSON / BLACK

- Composite safety toe and shank
- Full-grain tumbled leather
- Suede tongue and padded comfort collar
- Ergonomic insole with contoured fast rebound foam
- Direct attach welt
- Slip resistant rubber outsole
- ASTM F3445-21 Slip-resistant
- ASTM F2413-18 M/I/C EH
- Sizes 8-12, 13, 14, 15, 16, 17, 18 D(M), 2E(W), 4E(XW) and 6E(XXW)

BIG HOSS SIZES



62705

K-TOUGH / BROWN

- Composite safety toe and shank
- Full-grain leather
- HyDry® waterproof membrane
- Aramid fiber vamp that is abrasion, cut and chemical resistant designed to keep you safe in tough environments
- Ergonomic insole with contoured fast rebound foam
- High-abrasion TPU molded toe and kick off heel
- Puncture-resistant midsole
- Direct attach welt
- Slip resistant rubber outsole
- ASTM F3445-21 Slip-resistant
- ASTM F2413-18 M/I/C EH PR
- Sizes 7-12, 13, 14, 15, 16, 17, 18 D(M), 2E(W), 4E (XW) and 6E(XXW)

BIG HOSS SIZES



61110

RANGE / BROWN

- Composite safety toe and shank
- Full-grain leather
- HyDry® waterproof membrane
- Ergonomic insole with contoured fast rebound foam
- Ankle-busting protection with foam-backed rubber to absorb impact
- High-abrasion TPU molded toe and kick off heel
- Puncture-resistant midsole
- Direct attach welt
- Slip resistant rubber outsole
- ASTM F3445-21 Slip-resistant
- ASTM F2413-18 M/I/C EH PR
- Sizes 7-13, 14, 15, 16, 17, 18 D(M) and 2E(W)
- (12.5 Available)

BIG HOSS SIZES



Heel Kick Off



90215 CARTWRIGHT II WELLINGTON / BROWN



- Composite safety toe and shank
- Full-grain success leather
- 10" Shaft height for wide calf
- HyDry® waterproof membrane
- Ergonomic insole with contoured soft-rebound foam
- High-abrasion TPU molded toe and heel kick
- Puncture-resistant midsole
- Direct attach welt
- Slip resistant rubber outsole
- ASTM F3445-21 Slip-resistant
- ASTM F2413-18 M/I/C EH PR
- Sizes 7-12, 13, 14, 15, 16, 17, 18
- D(M), 2E(W), 4E(XW) and 6E(XXW)



60215 SCOUT / BROWN



- Steel Safety Toe
- Full-grain leather and tough nylon
- Padded suede collar for comfort
- Premium P/U cushion insole
- Goodyear® Welt Construction
- P/U outsole
- Composite shank
- ASTM F3445-21 Slip-resistant
- Meets ASTM F2413-18 M/I/C EH
- Sizes 7-12, 13, 14, 15, 16, 17, 18 D(M) & 2E(W)



90416 BUCK WELLINGTON / BROWN



- Steel safety Toe
- Full-grain leather and tough
- 11" nylon shaft
- Moisture wicking mesh lining
- Pull handles for easy fit
- Premium P/U insole
- Goodyear® Welt Construction
- P/U outsole
- Composite shank
- ASTM F3445-21 Slip-resistant
- ASTM F2413-18 M/I/C EH
- Sizes 7-12, 13, 14, 15, 16, 17, 18 D(M) & 2E(W)



84012

RECON 8" SIDE ZIP / BROWN



- Composite safety toe and shank
- Full-grain leather vamp and shaft
- YKK® heavy duty zipper for easy on
- Waterproof membrane
- Premium P/U insole
- Cement construction
- EVA midsole
- Slip-resistant rubber outsole
- ASTM F3445-21 Slip-resistant
- ASTM F2413-18 M/I/C EH
- Sizes 7-12, 13, 14 D(M) 2E(W)



94011

RECON 11" WELLINGTON / BROWN



- Composite safety toe and shank
- Full-grain leather vamp and shaft
- Waterproof membrane
- Premium P/U insole
- Cement construction
- EVA midsole
- Slip-resistant rubber outsole
- ASTM F3445-21 Slip-resistant
- ASTM F2413-18 M/I/C EH
- Sizes 7-12, 13, 14 D(M) 2E(W)



60145

BRONC / BLACK

- Composite safety toe and shank
- Full-grain leather
- Suede tongue with padded collar
- HyDry® waterproof membrane
- Ergonomic insole with contoured soft rebound foam
- Reflective side panel
- TPU toe bumper
- Lenzi® puncture-resistant midsole
- Goodyear® Welt Construction
- 4x4 high abrasion outsole
- ASTM F2413-18 M/IC EH PR
- Sizes 8-12, 13, 14 D(M), 2E(W), 6E(XXW)



94010

WILDFIRE / BROWN

- Composite safety toe and shank
- Full-grain leather
- Pull handles for easy on
- Waterproof membrane
- Premium P/U cushion insole
- Puncture-resistant midsole
- EVA midsole
- Slip-resistant rubber outsole
- Cement construction
- ASTM F3445-21 Slip-resistant
- ASTM F2413-18 M/IC EH PR
- Sizes 7-12, 13, 14 D(M) and 2E(W)



80715 CROSS CUT LOGGER / BROWN

80114 CROSS CUT LOGGER / BLACK

- Composite safety toe
- Crazy horse leather
- Waterproof membrane
- Contoured cushion insole
- Non-metallic hardware
- Triple ridge steel shank
- Puncture-resistant midsole
- Goodyear® Welt Construction
- HOSS logger high abrasion rubber outsole
- ASTM F2413-18 M/IC EH PR
- Sizes 7-12, 13, 14, 15 D(M) and 2E(W)



90211

BUFORD LOGGER PULL ON / BROWN

- Composite safety toe
- Full-grain leather
- Contoured cushion insole
- Waterproof membrane
- Pull on handle for easy fit
- Triple ridge steel shank
- Puncture-resistant midsole
- Goodyear® Welt Construction
- HOSS rubber logger high abrasion outsole
- ASTM F2413-18 M/IC EH PR
- Sizes 7-12, 13, 14, 15 D(M) and 2E(W)



60117 LORNE / BLACK

60416 LORNE / BROWN

- Composite safety toe and shank
- Full-grain tumbled success leather
- Reflective lace loops and side panel
- Suede tongue and soft padded comfort collar
- HyDry® waterproof membrane
- Premium P/U memory foam insole
- Cement construction
- Puncture-resistant midsole
- Direct attach dual density polyurethane outsole
- Slip-resistant outsole
- ASTM F3445-21 Slip-resistant
- ASTM F2413-18 M/IC EH PR
- Sizes 6-13, 14, 15 D(M) and 2E(W)
- (12.5 Available)



60122 ADAM / BLACK

60421 ADAM / BROWN

- Steel safety toe
- Full-grain crazy horse leather
- HyDry® waterproof membrane
- Fast rebound insole
- Cement construction
- Direct attach dual density polyurethane outsole
- Slip-resistant outsole
- ASTM F3445-21 Slip-resistant
- ASTM F2413-18 M/IC EH
- Sizes 7-12, 13, 14, 15 D(M) and 2E(W)



60542 CARTER / BROWN

60160 CARTER / BLACK

- Steel safety toe
- Full-grain leather with tough nylon side panels
- Light weight, only 1 lb 6.6 oz per boot
- Fast rebound super cushion insole
- Cement construction
- Direct attach dual density polyurethane outsole
- Slip-resistant outsole
- ASTM F3445-21 Slip-resistant
- ASTM F2413-18 M/IC EH
- Sizes 7-12, 13, 14 D(M) and 2E(W)



60177 TIKABOO / BLACK

60406 TIKABOO / BROWN

- Composite safety toe and shank
- Full-grain soft tumbled leather with nylon
- Suede tongue and padded comfort collar
- 20 oz per boot
- Waterproof membrane
- Premium P/U memory foam insole
- Cement construction
- EVA midsole
- Direct attach dual density polyurethane outsole
- Slip-resistant outsole
- Includes a free second pair of fast rebound cushion insoles
- ASTM F3445-21 Slip-resistant
- ASTM F2413-18 M/IC EH
- Sizes 8-12, 13, 14, 15 D(M) and 2E(W)



53023

TRAIL / GREY

- Composite safety toe and shank
- Action leather and mesh
- Waterproof membrane
- Fast rebound cushion insole
- Cement construction
- EVA midsole
- Rubber outsole with aggressive tread
- ASTM F2413-18 M/I/C EH
- Sizes 7-12, 13, 14 D(M) and 2E(W)



60230 RIDGE / BROWN

60130 RIDGE / BLACK

- Composite safety toe and shank
- Full-grain leather
- Non metallic eyelet hooks
- Waterproof membrane
- Premium P/U cushion insole
- Puncture-resistant midsole
- Cement construction
- EVA midsole
- ASTM F3445-21 Slip-resistant rubber outsole
- ASTM F2413-18 M/I/C EH PR
- Sizes 7-12, 13, 14 D(M) and 2E(W)



50406

FRONTIER / BROWN

- Composite safety toe and shank
- Crazy horse leather
- HyDry® waterproof membrane
- Fast rebound super cushion insole
- EVA midsole
- Cement construction
- Slip-resistant rubber outsole
- ASTM F3445-21 Slip-resistant
- ASTM F2413-18 M/I/C EH PR
- Sizes 5,6,7-12, 13, 14, 15 D(M)
- Sizes 7-12, 13, 14 2E(W)



50411

OLD GLORY DISTRESSED / BROWN

- Composite safety toe and shank
- Distressed full-grain leather
- !WOW! Comfort System
- Fast Rebound Insole With Arch Support
- EVA midsole
- Slip-resistant rubber outsole
- Cement construction
- ASTM F3445-21 Slip-resistant
- ASTM F2413-18 M/I/C EH
- Sizes 7-12, 13, 14 D(M) 2E(W)



60260

TRAVERSE / BROWN

- Composite safety toe and shank
- Full-grain tumbled leather
- Suede tongue and padded collar
- Triple stitched sand leather toe wrap
- HyDry® waterproof membrane
- Premium P/U memory foam insole
- Puncture-resistant midsole
- Direct attach P/U midsole with cushioning heel system
- Slip resistant rubber outsole
- ASTM F3445-21 Slip-resistant
- ASTM F2413-18 M/I/C EH PR
- Sizes 6-12, 13, 14 D(M)
- Sizes 7-12, 13, 14 2E(W)



94021

WE THE PEOPLE / BROWN

- Composite safety toe and shank
- Premium crazy horse leather
- All leather shaft
- Pull handles for easy on
- Waterproof membrane with moisture wicking mesh
- Premium P/U memory foam insole
- Combination welt construction with phylon midsole
- Slip-resistant rubber outsole
- ASTM F3445-21 Slip-resistant
- ASTM F2413-18 M/I/C EH
- Sizes 7-12, 13, 14 D(M) and 2E(W)



94022

WE THE PEOPLE (SOFT TOE) / BROWN

- Soft toe
- Premium crazy horse leather
- Pull handles for easy on
- Waterproof membrane with moisture wicking mesh
- Premium P/U memory foam insole
- Combination welt construction with phylon midsole
- Composite shank
- Slip-resistant rubber outsole
- ASTM F3445-21 Slip-resistant
- ASTM F2892-24 EH SR
- Sizes 7-12, 13, 14 D(M) and 2E(W)



90123

WE THE PEOPLE / BLACK

- Composite safety toe and shank
- Premium crazy horse leather
- Pull handles for easy on
- Waterproof membrane with moisture wicking mesh
- Premium P/U memory foam insole
- Combination welt construction with phylon midsole
- Slip-resistant rubber outsole
- ASTM F3445-21 Slip-resistant
- ASTM F2413-18 M/I/C EH
- Sizes 7-12, 13, 14 D(M) and 2E(W)



94023

WE THE PEOPLE / BROWN

- Composite safety toe and shank
- Premium crazy horse leather
- Pull handles for easy on
- Waterproof membrane with moisture wicking mesh
- Premium P/U memory foam insole
- Combination welt construction with phylon midsole
- Slip-resistant rubber outsole
- ASTM F3445-21 Slip-resistant
- ASTM F2413-18 M/I/C EH
- Sizes 7-12, 13, 14 D(M) and 2E(W)



94050

BRISBEE DISTRESSED / BROWN

- Composite safety toe & shank
- Full-grain distress leather vamp and shaft
- Moisture wicking mesh lining
- Waterproof membrane
- Premium P/U insole
- Goodyear welt construction with phylon midsole
- Leather welt
- Slip-resistant rubber outsole
- ASTM F3445-21 Slip-resistant
- ASTM F2413-18 M/I/C EH
- Sizes 7-12, 13, 14 D(M) 2E(W)



94062

BRISBEE LAGER DISTRESSED / BROWN

- Composite safety toe & shank
- Full-grain distress leather vamp and shaft
- Moisture wicking mesh lining
- Waterproof membrane
- Premium P/U insole
- Goodyear welt construction with phylon midsole
- Leather welt
- Slip-resistant rubber outsole
- ASTM F3445-21 Slip-resistant
- ASTM F2413-18 M/I/C EH
- Sizes 7-12, 13, 14 D(M) 2E(W)



92065 RUSHMORE / BROWN

- Composite safety toe and shank
- Full-grain cow rancher vamp with leather shaft
- Pull handles for easy on
- Waterproof membrane with moisture wicking mesh
- Premium P/U memory foam insole
- Puncture-resistant plate
- Goodyear welt construction with EVA midsole
- Slip-resistant rubber outsole
- ASTM F3445-21 Slip-resistant
- ASTM F2413-18 M/I/C EH PR
- Sizes 7-12,13,14,15,16,17,18 D(M) and 2E(W)



92060 RUSHMORE (SOFT TOE) / BROWN

- ASTM F2892-24 EH PR
- Sizes 7-12,13,14,15,16,17,18 D(M) and 2E(W)



91065 RUSHMORE / CHARCOAL

- Composite safety toe and shank
- Full-grain cow rancher vamp with leather shaft
- Pull handles for easy on
- Waterproof membrane with moisture wicking mesh
- Premium P/U memory foam insole
- Puncture-resistant plate
- Goodyear welt construction with EVA midsole
- Slip-resistant rubber outsole
- ASTM F3445-21 Slip-resistant
- ASTM F2413-18 M/I/C EH PR
- Sizes 7-12,13,14,15,16,17,18 D(M) and 2E(W)



92042

SHOWDOWN / BROWN

- Composite safety toe and shank
- Full-grain cow vamp
- 11" leather shaft
- Waterproof membrane with moisture wicking mesh
- Premium P/U memory foam insole
- Goodyear welt construction with EVA midsole
- Slip-resistant rubber outsole
- Puncture-resistant plate
- ASTM F3445-21 Slip-resistant
- ASTM F2413-18 M/I/C EH PR
- Sizes 7-12,13,14,15,16,17 D(M) and 2E(W)



OBLIQUE TOE

MADE FOR THE WIDE FOOT GUY

50240 MCKEE SLIP ON (SOFT TOE) / BROWN

- Oblique Bubba (soft toe)
- Full-grain leather
- Slip-on heel technology
- !WOW! comfort system
- Cement construction wedge for support
- Slip-resistant rubber outsole
- ASTM F3445-21 Slip-resistant
- ASTM F2892-24 EH SR
- 100% non-metallic
- Sizes: 7-12, 13, 14, 15, 16, 17
- 2E(W), 4E(XW), 6E(XXW)

**BIG
HOSS
SIZES**



NEW



50138 ERIC LO / BLACK

- Oblique Bubba safety toe
- Full-grain leather and nylon upper with high-abrasion toe
- Fast rebound cushion insole
- Unique rebound compound sole to give bounce in step
- Cement construction wedge for support
- Composite shank
- Slip-resistant rubber outsole
- ASTM F3445-21 Slip-resistant
- ASTM F2413-18 M/I/C EH
- Sizes 7-12, 13, 14, 15, 16, 17
- 2E(W), 4E(XW) and 6E(XXW)

**BIG
HOSS
SIZES**



50230 ERIC LO (SOFT TOE) / BROWN

- Oblique Bubba (soft toe)
- ASTM F2892-24 EH SR
- Sizes 7-12, 13, 14, 15, 16, 17
- 4E(XW) and 6E(XXW)



50238 ERIC LO / BROWN

- Oblique Bubba safety toe
- Full-grain leather and nylon upper with high-abrasion toe
- Fast rebound cushion insole
- Unique rebound compound sole to give bounce in step
- Cement construction wedge for support
- Composite shank
- Slip-resistant rubber outsole
- ASTM F3445-21 Slip-resistant
- ASTM F2413-18 M/I/C EH
- Sizes 7-12, 13, 14, 15, 16, 17
- 2E(W), 4E(XW) and 6E(XXW)

**BIG
HOSS
SIZES**



50239

ERIC HI / BROWN

- Oblique Bubba safety toe
- Full-grain crazy horse leather and nylon upper with high-abrasion toe
- Fast rebound cushion insole
- Unique rebound compound sole to give bounce in step
- Cement construction wedge for support
- Composite shank
- Slip-resistant rubber outsole
- ASTM F3445-21 Slip-resistant
- ASTM F2413-18 M/I/C EH
- Sizes 7-12, 13, 14, 15, 16, 17
- 2E(W), 4E(XW) and 6E(XXW)

**BIG
HOSS
SIZES**



50250 ERIC HI (SOFT TOE) / BROWN

- Oblique Bubba (soft toe)
- ASTM F2892-24 EH SR
- Sizes 7-12, 13, 14, 15, 16, 17
- 4E(XW) and 6E(XXW)



60203

STOMP / BROWN

- Oblique Bubba safety toe
- Full-grain leather with high-abrasion toe
- HyDry® waterproof membrane
- Fast rebound cushion insole
- Unique rebound compound sole to give bounce in step
- Cement construction wedge for support
- Composite shank
- Slip-resistant rubber outsole
- ASTM F3445-21 Slip-resistant
- ASTM F2413-18 M/I/C EH
- Sizes 7-12, 13, 14, 15, 16, 17
- 2E(W), 4E(XW) and 6E(XXW)

**BIG
HOSS
SIZES**



50160
BUSTER LOW / BLACK

- Composite Bubba Toe And Shank
- Flyknit With Molded Toe Cap & Heel Counter
- !WOW! Comfort System
- Fast Rebound Insole With Arch Support
- Cement Construction
- EVA Midsole
- Slip-resistant rubber outsole
- ASTM F3445-21 Slip-resistant
- ASTM F2413-18 M/I/C EH
- Sizes 8-12, 13, 14, 15, 16, 17, 18, 19, 20 2E(W), 4E(W), 6E(W)

**BIG
HOSS
SIZES**



50162
BUSTER V / BLACK

- Composite Bubba Toe And Shank
- Flyknit With Molded Toe Cap & Heel Counter
- Adjustable Straps For Easy Fit
- !WOW! Comfort System
- Fast Rebound Insole With Arch Support
- Cement Construction
- EVA Midsole
- Slip-resistant rubber outsole
- ASTM F3445-21 Slip-resistant
- ASTM F2413-18 M/I/C EH
- Sizes 8-12, 13, 14, 15, 16, 17, 18 19, 20 2E(W), 4E(W), 6E(W)

**BIG
HOSS
SIZES**



50165
BUSTER HI / BLACK

- Composite Bubba Toe And Shank
- Flyknit With Molded Toe Cap & Heel Counter
- Waterproof Membrane
- !WOW! comfort system
- Fast Rebound Insole With Arch Support
- Cement Construction
- EVA Midsole
- Slip-resistant rubber outsole
- ASTM F3445-21 Slip-resistant
- ASTM F2413-18 M/I/C EH
- Sizes 8-12, 13, 14, 15, 16, 17, 18 19, 20 2E(W), 4E(W), 6E(W)

**BIG
HOSS
SIZES**



50160 / BUSTER HI

**BIG
HOSS
SIZES**



10140 SPADIX / BLACK

- Composite safety toe & shank
- FlyKnit upper with abrasion toe bumper
- !WOW! comfort system
- EVA midsole
- Cement construction
- Slip-resistant rubber outsole
- ASTM F3445-21 Slip-resistant
- ASTM F2413-18 M/I/C EH
- 100% non-metallic
- Sizes: 7-12, 13, 14 D(M) & 2E(W)



40120 WHEELER LOW / MEN'S

40121 WHEELER LOW / WOMEN'S

- Composite safety toe & shank
- Microfiber upper with durable bumper toe
- !WOW! comfort system
- Cement construction wedge for support
- Slip-resistant rubber outsole
- ASTM F3445-21 Slip-resistant
- ASTM F2413-18 M/I/C EH
- No exposed metal
- Men's Sizes: 7-12, 13, 14, 15 D(M) and 2E(W)
- Women's Sizes: 4-11 B(M) and D(W)



40122 WHEELER HI / MEN'S

40123 WHEELER HI / WOMEN'S

- Composite safety toe & shank
- Microfiber upper with durable bumper toe
- !WOW! comfort system
- Cement construction wedge for support
- Slip-resistant rubber outsole
- ASTM F3445-21 Slip-resistant
- ASTM F2413-18 M/I/C EH
- No exposed metal
- Men's Sizes: 7-12, 13, 14, 15 D(M) and 2E(W)
- Women's Sizes: 4-11 B(M) and D(W)



30155

METEORITE / BLACK

- Composite safety toe and shank
- Microfiber and mesh
- Extremely light at 12.1 oz. per pair
- Fast rebound super cushion insole
- Cement construction
- Soft density EVA
- Slip-resistant rubber outsole
- ASTM F3445-21 Slip-resistant
- ASTM F2413-18 M/I/C EH
- Sizes 8-12, 13, 14 D(M) & 2E(W)



13032 EXPRESS / GREY

14431 EXPRESS / BLACK BLUE

- Composite safety toe and shank
- Microfiber leather and nylon mesh with printed overlay
- Extremely light at 14.8oz. per pair
- Fast rebound super cushion insole
- Cement construction
- Slip-resistant rubber outsole
- ASTM F3445-21 Slip-resistant
- ASTM F2413-18 M/I/C EH
- Extra matching laces in box
- 100% Non-metallic cement construction
- Sizes 7-13, 14, 15 D(M) GREY
- Sizes 7-13, 14 2E(W) BLACK
- (12.5 Available)



10229

RENO II / BLACK

- Composite safety toe and shank
- 100% Non-metallic
- Action leather and nylon mesh upper
- Waterproof membrane
- Fast rebound super cushion insole
- Cement construction
- Slip-resistant rubber outsole
- ASTM F3445-21 Slip-resistant
- Mens ASTM F2413-18 M/I/C EH
- Women's ASTM F2413-18 F/I/C EH
- Men's Sizes 7-13, 14, 15 D(M) & 2E(W)
- (12.5 Available)



10160 SHOVELHEAD / BLACK

- Composite safety toe and shank
- Abrasion resistant Perspair fabric
- Molded toe and heel counter
- Fast rebound cushion insole
- Injected EVA dual density midsole
- Cement construction wedge for support
- Slip-resistant rubber outsole
- ASTM F3445-21 Slip-resistant
- ASTM F2413-18 M/IC EH
- 100% non-metallic
- Sizes: 8-12, 13, 14 D(M) & 2E(W)



50148 FULL COURT / NAVY

50147 FULL COURT / BLACK

- Composite safety toe and shank
- Extremely light safety basketball style
- (Navy) Mesh and microfiber
- (Black) Mesh and black patent leather
- Weighing 2 lbs. per pair
- Form fitting neoprene internal construction
- Easy on lace/zipper combination
- Fast rebound cushion insole
- Cement construction
- Slip-resistant rubber outsole
- ASTM F3445-21 Slip-resistant
- ASTM F2413-18 M/IC EH
- Sizes 7-12, 13, 14, 15 D(M) & 2E(W)



50152 RIM FLY / BLACK RED

- Composite safety toe and shank
- TPU overlay and poly fly knit
- Extremely light safety basketball style
- Weighing 2 lbs. per pair
- 100% Non-metallic
- Fast rebound super cushion insole
- Cement construction
- Slip-resistant rubber outsole
- ASTM F3445-21 Slip-resistant
- ASTM F2413-18 M/IC EH
- Sizes 7-12, 13, 14, 15 D(M)



10160 / SHOVELHEAD



30402

WORKER SLIP ON MET-GUARD / BROWN

- Composite safety toe and shank
- Full-grain tumbled leather
- Padded suede comfort collar
- XRD® Internal metatarsal guard
- Premium P/U memory foam insole
- Cement construction
- Direct attach dual density slip-resistant outsole
- 100% Non-metallic
- ASTM F3445-21 Slip-resistant
- ASTM F2413-18 M/IC EH Mt
- Dual Gender Sizing 4-12, 13, 14, 15 D(M)



50440

SNIP CHELSEA MET-GUARD / BROWN

- Composite safety toe and shank
- Full-grain leather
- Pull loops for easy on
- Waterproof membrane
- XRD® Internal metatarsal guard
- Fast rebound insole
- Cement construction
- Direct attach dual density slip-resistant outsole
- 100% Non-metallic
- ASTM F2413-18 M/IC EH Mt
- ASTM F3445-21 Slip-Resistant
- Sizes 7-12, 13, 14 D(M) 2E(W)



60140

PROWL MET-GUARD / BLACK

- Composite safety toe and shank
- Full-grain leather
- HyDry® waterproof membrane
- XRD® Internal metatarsal guard
- Fast rebound insole
- Puncture-resistant plate
- Cement construction
- Direct attach dual density slip-resistant outsole
- 100% Non-metallic
- ASTM F3445-21 Slip-resistant
- ASTM F2413-18 M/IC EH PR Mt
- Sizes 7-12, 13, 14 D(M) and 2E(W)



90691

SLAG MET-GUARD / BROWN

- Composite safety toe and shank
- Premium leather with heat resistant thread
- Waterproof membrane
- XRD® Internal metatarsal guard
- Full cushioned P/U insole
- Puncture-resistant
- EVA midsole
- Long wearing rubber outsole
- Cement construction
- ASTM F3445-21 Slip-resistant
- ASTM F2413-18 M/IC EH PR Mt
- Sizes 7-12,13, 14 D(M) and 2E(W)



94030

FRACKER MET-GUARD / BROWN

- Composite safety toe and shank
- Premium leather
- Waterproof membrane
- XRD® Internal metatarsal guard
- Premium P/U memory foam insole
- Puncture-resistant
- EVA midsole
- Goodyear® Welt Construction
- Long wearing rubber outsole
- ASTM F3445-21 Slip-resistant
- ASTM F2413-18 M/IC EH PR Mt
- Sizes 7-12,13,14,15,16,17,18 D(M) and 2E(W)



94031

RECON 11" MET-GUARD / BROWN

- Composite safety toe & shank
- Full-grain leather
- High abrasion scratch leather vamp
- Waterproof membrane
- XRD® Internal metatarsal guard
- Premium P/U insole
- EVA midsole
- Cement construction
- Slip-resistant rubber outsole
- ASTM F3445-21 Slip-resistant
- ASTM F2413-18 M/IC EH Mt
- Sizes 7-12, 13, 14 D(M) 2E(W)



XRD®-SD MET-GUARDS INSTEP PROTECTION

30240

STEPPER MET-GUARD / BROWN

- Composite safety toe and shank
- Full-grain tumbled leather with nylon
- 15.9 oz per shoe
- Padded tongue and collar for comfort
- XRD® Internal metatarsal guard
- Premium P/U memory foam insole
- Cement construction
- Soft density EVA midsole
- Slip-resistant rubber outsole
- ASTM F3445-21 Slip-resistant
- ASTM F2413-18 M/I/C SD 35 Mt
- Dual Gender Sizing 3-12, 13, 14 D(M) and 2E(W)



60240

TIKABOO MET-GUARD / BROWN

- Composite safety toe and shank
- Full-grain tumbled leather with nylon
- 17.5 oz per shoe
- Padded tongue and collar for comfort
- XRD® Internal metatarsal guard
- Premium P/U memory foam insole
- Cement construction
- Soft density EVA midsole
- Slip-resistant rubber outsole
- ASTM F3445-21 Slip-resistant
- ASTM F2413-18 M/I/C SD 35 Mt
- Dual Gender Sizing 4-12, 13, 14 D(M) and 2E(W)



STATIC DISSIPATIVE

NO STATIC BUILD UP

30204 TRANSFER SD / MEN'S / BROWN

30205 TRANSFER SD / WOMEN'S / BROWN

- Composite safety toe and shank
- Full-grain leather with suede cushioned collar
- P/U cushion no stitch ESD insole
- Cement construction wedge for support
- EVA midsole
- Lightweight slip- and oil-resistant outsole
- ASTM F3445-21 Slip-resistant
- ASTM F2413-18 M/I/C SD 10
- 100% non-metallic
- Men's Sizes: 7-12, 13, 14 D(M) and 2E(W)
- Women's Sizes: 7-12, 13, 14 D(M) and 2E(W)



10167 SPARKS SD / MEN'S / BLACK

20168 SPARKS SD / WOMEN'S BLACK

- Composite safety toe and shank
- Mesh and microfiber
- Fast rebound super cushion insole
- Cement construction
- Lightweight EVA midsole
- ASTM F3445-21 Slip-and oil-resistant outsole
- ASTM F2413-18 M/I/C SD 10
- 100% Non-metallic
- Men's Sizes 7-12, 13, 14, 15 D(M) and (2E)W
- Women's Sizes 5-10 D(M) and (2E)W



10165 BEEDLE SD / BLACK

- Composite safety toe and shank
- FlyKnit upper
- P/U cushion no stitch ESD insole
- Cement construction
- Lightweight slip- and oil-resistant outsole
- EVA wedge midsole
- ASTM F3445-21 slip-resistant
- ASTM F2413-18 M/I/C SD 10
- 100% Non-metallic
- Sizes: 7-12, 13, 14 D(M) and 2E(W)



53010 CHASER SD / GREY

- Composite safety toe and shank
- Grooved leather and microfiber
- Fast rebound super cushion insole
- Cement construction
- EVA midsole with TPU support system
- Rubber outsole
- ASTM F2413-18 M/I/C SD 10
- 100% Non-metallic
- Sizes 7-12, 13, 14 D(M) and (2E)W



INSULATED

COLD STORAGE

60700 CHILLER / BLUE

- Composite safety toe and shank
- Nubuck leather with soft mesh tongue
- HyDry® waterproof membrane
- **200 gram Thinsulate®**
- Premium P/U memory foam insole
- Cement construction
- EVA midsole
- Rubber outsole with special ice gripping plugs for slip resistance on multiple surfaces
- ASTM F3445-21 Slip-resistant
- ASTM F2413-18 M/II/C EH
- Sizes 7-12, 13, 14 D(M) and 2E(W)



60100 CHILLER / BLACK

- Composite safety toe and shank
- Nubuck leather with soft mesh tongue
- HyDry® waterproof membrane
- **600 gram Thinsulate®**
- Premium P/U memory foam insole
- Cement construction
- EVA midsole
- Rubber outsole with special ice gripping plugs for slip resistance on multiple surfaces
- ASTM F3445-21 Slip-resistant
- ASTM F2413-18 M/II/C EH
- Sizes 7-12, 13, 14, 15 D(M) and 2E(W)



60242 BLAST / BROWN

- Composite safety toe and shank
- Full-grain leather
- HyDry® waterproof membrane
- **400 gram Thinsulate®**
- Premium P/U memory foam insole
- Cement construction
- EVA midsole
- Rubber outsole with special ice gripping plugs for slip resistance on multiple surfaces
- ASTM F3445-21 Slip-resistant
- ASTM F2413-18 M/II/C EH
- Sizes 8-12, 13, 14, 15 D(M) and 2E(W)



80264 CLASH / BROWN

- Composite safety toe and shank
- Full-grain Atlantic leather with padded suede tongue
- HyDry® Waterproof membrane
- **1000 gram ultra Thinsulate®**
- Fast rebound cushion insole
- Cement construction
- Direct attach welt
- Slip-resistant rubber outsole
- ASTM F3445-21 Slip-resistant
- ASTM F2413-18 M/II/C EH PR
- Sizes 8-12, 13, 14, 15, 16, 17, 18, 19, 20
- D(M) 2E(W) 4E(XW) 6E(XXW)



80265 CLASH (SOFT TOE) / BROWN

- Soft toe
- ASTM F2892-24 EH SR
- Sizes 8-12, 13, 14, 15, 16, 17, 18, 19, 20
- D(M) 2E(W) 4E(XW) 6E(XXW)



60466 HUDSON / BROWN

- Composite safety toe and shank
- Soft full-grain oily brown leather
- HyDry® waterproof membrane
- **400 gram Thinsulate®**
- Premium P/U memory foam insole
- Cement construction
- P/U midsole
- Puncture-resistant midsole
- Slip-resistant rubber outsole
- ASTM F3445-21 Slip-resistant
- ASTM F2413-18 M/II/C EH PR
- Sizes 8-12, 13, 14 D(M) and 2E(W)



50161 BETA (SOFT TOE) / BLACK

- HOSS Bubba (soft toe)
- Action leather
- !WOW! comfort system
- Cement construction wedge for support
- EVA midsole
- Slip-resistant rubber outsole
- ASTM F3445-21 Slip-resistant
- ASTM F2892-24 EH SR
- 100% non-metallic
- Sizes: 8-12, 13, 14, 15, 16, 17, 18, 19, 20 4E(XW), 6E(XXW)

**BIG
HOSS
SIZES**



50172 WATCHMAN 6" / BLACK

- Composite safety toe
- Leather and heavy duty nylon
- Suede collar and padded tongue
- YKK® Side zipper
- Light weight, only 1lb 4.7 oz per boot
- Fast rebound cushion insole
- Direct attach outsole for flexibility
- P/U midsole
- ASTM F3445-21 Slip-resistant
- ASTM F2413-18 M/II/C EH PR
- Sizes 6-12, 13, 14, 15 D(M) and 2E(W)



51170 WATCHMAN 6" (SOFT TOE) / BLACK

- Soft toe
- ASTM F3445-21 Slip-resistant
- ASTM F2892-24 EH SR
- Sizes 6-12, 13, 14, 15 D(M) and 2E(W)



80180 WATCHMAN 8" (SOFT TOE) / BLACK

- Soft toe
- Leather and heavy duty nylon
- Suede collar and padded tongue
- YKK® Side zipper
- Light weight, only 1lb 4.7 oz per boot
- Fast rebound cushion insole
- Direct attach outsole for flexibility
- Polyurethane midsole
- ASTM F3445-21 Slip-resistant
- ASTM F2892-24 EH SR
- Sizes 6-12, 13, 14 D(M)



20168

SPARKS SD / WOMEN'S / BLACK

- Composite safety toe & shank
- Mesh and microfiber
- Fast rebound super cushion insole
- Cement construction wedge for support
- Lightweight EVA midsole
- Slip-and oil-resistant outsole
- ASTM F3445-21 Slip-resistant
- ASTM F2413-18 F/IC SD 35
- 100% Non-metallic
- Sizes: 5-10 B(M) and D(W)



24533

EXPRESS / WOMEN'S / BLACK FUCHSIA

- Composite safety toe
- Microfiber leather and nylon mesh with printed overlay
- Extremely light at 14.8oz. per pair
- Fast rebound cushion insole
- Fiberglass shank for support
- Cement construction
- Slip-and oil-resistant outsole
- ASTM F3445-21 Slip-resistant
- ASTM F2413-18 F/IC EH
- 100% Non-metallic
- Sizes 3-10, 11 B(M) and D(W)
- Extra set of pink laces included



20230

RENO II / WOMEN'S / BLACK

- Composite safety toe
- Action leather and nylon mesh
- Waterproof membrane
- Fast rebound cushion insole
- Fiberglass shank for support
- Cement construction
- Slip-and oil-resistant outsole
- ASTM F3445-21 Slip-resistant
- ASTM F2413-18 F/IC EH
- 100% Non-metallic
- Sizes 3-10, 11 B(M) and D(W)



40121

WHEELER LOW / WOMEN'S / BLACK

- Composite safety toe & shank
- Microfiber upper with durable bumper toe
- !WOW! comfort system
- Cement construction wedge for support
- Slip-resistant rubber outsole
- ASTM F3445-21 Slip-resistant
- ASTM F2413-18 F/IC EH
- No exposed metal
- Women's Sizes: 4-11 B(M) and D(W)



40123

WHEELER HI / WOMEN'S / BLACK

- Composite safety toe & shank
- Microfiber upper with durable bumper toe
- !WOW! comfort system
- Cement construction wedge for support
- Slip-resistant rubber outsole
- ASTM F3445-21 Slip-resistant
- ASTM F2413-18 F/IC EH
- No exposed metal
- Women's Sizes: 4-11 B(M) and D(W)



30205

TRANSFER SD / WOMEN'S / BROWN

- Composite safety toe & shank
- Full-grain leather with suede cushioned collar
- P/U cushion no stitch ESD insole
- Cement construction wedge for support
- EVA midsole
- Slip-resistant rubber outsole
- ASTM F3445-21 slip-resistant
- ASTM F2413-18 F/IC SD 10
- 100% non-metallic
- Sizes: 5-11 B(M) and D(W)



70419 LACY / WOMEN'S / BROWN

- Composite safety toe
- Full-grain tumbled leather
- Suede tongue, feminine-touch reflective lace collar, reflective lace loops and side panel
- HyDry® waterproof membrane
- Premium P/U memory foam insole
- Puncture-resistant midsole
- Direct attach dual density slip-resistant outsole
- ASTM F3445-21 Slip-resistant
- ASTM F2413-18 F/IC EH PR
- Sizes 5-10, 11 B(M) & D(W)
- Additional colors in Moxie Trades



70120 LACY / WOMEN'S / BLACK



70423 LILY / WOMEN'S / BROWN


- Steel safety toe
- Full-grain tumbled leather
- Suede tongue and padded comfort collar
- HyDry® waterproof membrane
- Fast rebound insole
- Direct attach dual density slip-resistant outsole
- ASTM F3445-21 Slip-resistant
- ASTM F2413-18 F/IC EH
- Sizes 5-10, 11 B(M) & D(W)



POINT OF PURCHASE DISPLAYS



9'FT TALL STANDING DISPLAY



7'FT TALL VINYL SLAT WALL BACKING

CONTACT YOUR SALES REPRESENTATIVE FOR P.O.P. REQUIREMENTS



13.77" X 13.77" VINYL HEADER



2' X 3' BANNER

POINT OF PURCHASE BRANDING

HOSS METAL SLAT WALL DISPLAY




HOSS METAL SLAT WALL SHELVES



HOSS METAL & WOOD TABLE TOP DISPLAY



HOSS FLOOR RUG 34" WIDE X 21" TALL



POINT OF PURCHASE BRANDING

SLAT WALL HEADER



7'FT TALL VINYL SLAT WALL BACKING



INSOLE GUIDE



WOW 550 CUSHION INSOLE

- Soft cloth top layer for maximum moisture wicking, breathability and comfort
- !WOW! cushion foam mid layer for lightweight, durable support, elasticity and maximum rebound
- High Bounce foam bottom layer for increased shock absorption and support
- Contoured arch support that relieves excessive pressure on the ball and heel of your foot and distributes body weight evenly across the foot
- Multilayer construction creates long term cushioning and support



WOW 500 ANTI-FATIGUE INSOLE

- Ergonomic design protects the arch of the foot, balances pressure and prevents fatigue after prolonged stepping
- Soft cloth top layer for maximum moisture wicking, breathability and comfort
- Polyurethane bottom layer provides cushioned comfort and shock absorption
- Automatically adheres to the foot to support natural foot movement



WOW 660 ARCH SUPPORT INSOLE

- Contoured arch support that relieves excessive pressure on the ball and heel of your foot that distributes body weight evenly across the foot
- Soft cloth top layer for maximum moisture wicking, breathability and comfort
- Diamond shape pattern on foam bottom creates maximum impact dispersion of shock energy
- Automatically adheres to the foot to support natural foot movement



WOW 700 GEL INSOLE

- Soft cloth top layer for maximum moisture wicking, breathability and comfort
- Gel inserts at ball and individually placed gel inserts at heel are ergonomically positioned to provide targeted cushioning for impact resistance and added comfort
- Foam mid layer for lightweight, durable support, elasticity and maximum rebound
- Multilayer construction creates long term cushioning and support



WOW 600 STATIC DISSIPATION (SD) INSOLE

- SD fabric and compound density foam midsole provides a broad contact surface area while eliminating the need for grounding thread stitches
- Soft cloth top layer for maximum moisture wicking, breathability and comfort
- Contoured arch support that relieves excessive pressure on the ball and heel of your foot that distributes body weight evenly across the foot
- High Bounce foam bottom layer for increased shock absorption and support
- Automatically adheres to the foot to support natural foot movement



WOW 540 COOLING INSOLE

- Max Cool technology drops the temperature in the shoe by 4-7 degrees. *Varies by individual
- Perforated top layer uses a soft, cool-to-the-touch cloth to make the insole cooler, more breathable, elastic and lightweight
- Medium density perforated foam mid layer provides buffering and rebounding
- High Bounce foam bottom layer for increased shock absorption and support
- Automatically adheres to the foot to support natural foot movement



SIZES	X-SMALL	SMALL	MEDIUM	LARGE	X-LARGE	2X-LARGE
Unisex	3 - 4 - 5	6 - 7	8 - 9	10 - 11	12 - 13	14 - 15

STYLE 49950 SUPPORT INSOLE

Get the support you need to withstand your work day. The TPU shell creates the support base of this insole with a polyurethane heel shock pad. Our support insole features Popper foam at the forefoot and a blended cushion throughout with a soft foam top lining.



STYLE 49946 MEMORY FOAM INSOLE

Get that "ahh..." feeling when you step into your shoes with this memory foam insole. Constructed from a soft polyurethane base with gel pressure point pads and a top layer of memory foam for all day comfort.



ICONS / SAFETY FEATURES



COMPOSITE TOE

Composite safety toe caps are light and non-metallic. They are ideal for those working in electrical environments. They do not conduct heat or cold and are good for work in extreme high or low temperatures.



SOFT TOE

Some of our boots are made without a protective toe cap. These soft toe boots still may have other features such as, Electrical Hazard or Slip Resistance in the sole.



SLIP RESISTANT

Our outsoles marked slip resistant have been tested and meet or surpass industrial standards. Slip resistance has many variables. These tests are to be used as a guide to help make your decision. Test results are available upon request.



NON-METALLIC

No metal is used within the construction of the footwear.



USA sourced leather.



WATERPROOF

DieHard® uses membrane technology from HyDry® and others. Our boots are designed to resist water in wet situations as high as the membrane goes. Wear these with confidence that your feet will stay dry and comfortable.



MEMORY FOAM

Some of our boots include a memory foam layer on top of a soft polyurethane base insole for all day comfort.



ELECTRICAL HAZARD

Electrical Hazard (EH) boots must be able to withstand 18000 volts of electricity at 60 hertz for a whole minute without leakage of more than one milliamperere under dry conditions. DieHard® EH boots have been tested and pass this standard.



WcW! SYSTEM

Indicates that the footwear style uses a unique combination of a comfortable insole with a cushion board construction above the midsole for an extra comfort feature.

DH60445 WP / TORO 6"



TOE TYPE: Composite Toe
UPPER: Premium Tumbled USA Leather With Genuine Hand Sewn One Piece Moc
LINING: Leather Collar Lining
 Waterproof Membrane
FOOTBED: Premium P/U With Memory Foam
MIDSOLE: Soft Cushion P/U
OUTSOLE: Long Wearing P/U
CONSTRUCTION: Genuine Goodyear® Leather Welt
SHANK: Composite
RATING: ASTM F3445-21 Slip-resistant
RATING: ASTM F2413-18 M/I/C EH
SIZING: 6-12, 13, 14 D(M) 2E(W)



Using the highest quality sourced leather.

DH60430 / TORO 6" / (SOFT-TOE)



TOE TYPE: Soft Toe
RATING: ASTM F3445-21 Slip-resistant
RATING: ASTM F2892-24 EH SR
SIZING: 6-12, 13, 14 D(M) 2E(W)



DH60440 / MALIBU 6"



TOE TYPE: Composite Toe
UPPER: Premium Tumbled USA Leather With Genuine Hand Sewn One Piece Moc
LINING: Leather
FOOTBED: Premium P/U With Memory Foam
MIDSOLE: Soft Cushion P/U
OUTSOLE: Long Wearing P/U
CONSTRUCTION: Genuine Goodyear® Leather Welt
SHANK: Composite
RATING: ASTM F3445-21 Slip-resistant
RATING: ASTM F2413-18 M/I/C EH
SIZING: 6-12, 13, 14 D(M) 2E(W)



DH60420 / MALIBU 6" / (SOFT-TOE)



TOE TYPE: Soft Toe
RATING: ASTM F3445-21 Slip-resistant
RATING: ASTM F2892-24 EH SR
SIZING: 6-12, 13, 14 D(M) 2E(W)

DH80440 / MALIBU 8"



TOE TYPE: Composite Toe
UPPER: Premium Tumbled USA Leather With Genuine Hand Sewn One Piece Moc
LINING: Leather
FOOTBED: Premium P/U With Memory Foam
MIDSOLE: Soft Cushion P/U
OUTSOLE: Long Wearing P/U
CONSTRUCTION: Genuine Goodyear® Leather Welt
SHANK: Composite
RATING: ASTM F3445-21 Slip-resistant
RATING: ASTM F2413-18 M/I/C EH
SIZING: 7-12, 13, 14 D(M) 2E(W)



DH80420 / MALIBU 8" / (SOFT-TOE)



TOE TYPE: Soft Toe
RATING: ASTM F3445-21 Slip-resistant
RATING: ASTM F2892-24 EH SR
SIZING: 7-12, 13, 14 D(M) 2E(W)

WELT CONSTRUCTION

DH60260 / CRUSADER

TOE TYPE: Composite Toe
 UPPER: Premium Tumbled USA Leather
 LINING: Leather
 FOOTBED: Premium P/U With Memory Foam
 MIDSOLE: Soft P/U
 OUTSOLE: Long Wearing Rubber
 CONSTRUCTION: Goodyear® Welt
 SHANK: Composite
 RATING: ASTM F3445-21 Slip-resistant
 RATING: ASTM F2413-18 M/I/C EH
 SIZING: 7-12, 13, 14 D(M) 2E(W)



DH90250 / STRATUS / (SOFT-TOE)

TOE TYPE: Soft Toe
 UPPER: Crazy Horse Leather with Nylon Shaft
 LINING: Waterproof Membrane
 FOOTBED: Premium P/U With Memory Foam
 MIDSOLE: Soft P/U
 OUTSOLE: Long Wearing Rubber
 CONSTRUCTION: Goodyear® Welt
 SHANK: Composite
 RATING: ASTM F3445-21 Slip-resistant
 RATING: ASTM F2892-18 EH
 SIZING: 7-12, 13, 14 D(M) / 8-12 2E(W)



WELT CONSTRUCTION

DH50245 / COLT / (SOFT-TOE)

TOE TYPE: Soft Toe
 UPPER: Premium Tumbled Leather
 LINING: Mesh
 FOOTBED: Premium P/U With Memory Foam
 OUTSOLE: Long Wearing P/U
 CONSTRUCTION: Cemented Welt
 SHANK: Composite
 RATING: ASTM F2892-18 EH
 SIZING: 7-12, 13, 14 D(M)
 SIZING: 7-12, 13, 14 2E(W)



DH60112 / MONTE / (SOFT-TOE)

TOE TYPE: Soft Toe
 UPPER: Distressed Leather
 LINING: Waterproof Membrane
 FOOTBED: Premium P/U With Memory Foam
 OUTSOLE: Long Wearing P/U
 CONSTRUCTION: Genuine Goodyear® Leather Welt
 SHANK: Composite
 RATING: ASTM F3445-21 Slip-resistant
 RATING: ASTM F2892-18 EH
 SIZING: 6-12, 13, 14, 15, 16, 17, 18 D(M)
 SIZING: 7-12, 13, 14, 15, 16, 17, 18 2E(W)



DH60460 / MONTE

TOE TYPE: Composite Toe
 UPPER: Premium Oiled Leather
 LINING: Waterproof Membrane
 FOOTBED: Premium P/U With Memory Foam
 OUTSOLE: Long Wearing P/U
 CONSTRUCTION: Genuine Goodyear® Leather Welt
 SHANK: Composite
 RATING: ASTM F3445-21 Slip-resistant
 RATING: ASTM F2413-18 M/I/C EH
 SIZING: 7-12, 13, 14 D(M) 2E(W)



GENERAL WORK

DH60860 / NITRO

TOE TYPE: Composite Toe
 UPPER: Full Grain Leather
 LINING: Moisture Wicking Mesh
 FOOTBED: Premium P/U
 MIDSOLE: P/U
 OUTSOLE: Slip-Resistant P/U
 CONSTRUCTION: Cement
 SHANK: Composite
 RATING: ASTM F3445-21 Slip-resistant
 RATING: ASTM F2413-18 M/I/C EH
 SIZING: 7-12, 13, 14 D(M) 2E(W)



DH60861 / TUNDRA (MOG-TOE)

TOE TYPE: Composite Toe
 UPPER: Full Grain Leather
 LINING: Waterproof Membrane With Moisture Wicking Mesh
 FOOTBED: Premium P/U
 MIDSOLE: P/U
 OUTSOLE: Slip-Resistant P/U
 CONSTRUCTION: Cement
 SHANK: Composite
 RATING: ASTM F3445-21 Slip-resistant
 RATING: ASTM F2413-18 M/I/C EH
 SIZING: 6-12, 13, 14 D(M)
 SIZING: 7-12, 13, 14 2E(W)



DH60882 / CHARGER V2

TOE TYPE: Composite Toe
 UPPER: Full Grain Leather
 LINING: Waterproof Membrane With Moisture Wicking Mesh
 FOOTBED: Premium P/U
 OUTSOLE: Slip-Resistant P/U
 CONSTRUCTION: Cement
 SHANK: Composite
 RATING: ASTM F3445-21 Slip-resistant
 RATING: ASTM F2413-18 M/I/C EH
 SIZING: 6-12, 13, 14 D(M)
 SIZING: 7-12, 13, 14 2E(W)



GENERAL WORK

DH60881 / CHARGER V2

TOE TYPE: Composite Toe
 UPPER: Full Grain Leather
 LINING: Waterproof Membrane With Moisture Wicking Mesh
 FOOTBED: Premium P/U
 OUTSOLE: Slip-Resistant P/U
 CONSTRUCTION: Cement
 SHANK: Composite
 RATING: ASTM F3445-21 Slip-resistant
 RATING: ASTM F2413-18 M/I/C EH
 SIZING: 6-12, 13, 14 D(M)
 SIZING: 7-12, 13, 14 2E(W)



DH60886 / CHARGER V2 / (SOFT-TOE)

TOE TYPE: Soft Toe
 RATING: ASTM F2892-24 EH SR



DH60880 / CHARGER

TOE TYPE: Composite Toe
 UPPER: Nubuck
 LINING: Moisture Wicking Mesh
 FOOTBED: Premium P/U
 MIDSOLE: Single Density P/U
 OUTSOLE: Slip-Resistant P/U
 CONSTRUCTION: Cement
 SHANK: Composite
 RATING: ASTM F2413-18 M/I/C EH
 SIZING: 6-12, 13, 14 D(M)
 SIZING: 7-12, 13, 14 2E(W)



DH60885 / CHARGER / (SOFT-TOE)

TOE TYPE: Soft Toe
 RATING: ASTM F2892-24 EH SR



GENERAL WORK

DH10715 / SOLSTICE

TOE TYPE: Composite Toe
 UPPER: Suede and Fabric
 LINING: Moisture Wicking Mesh
 FOOTBED: Premium P/U With Memory Foam
 MIDSOLE: Lightweight EVA
 OUTSOLE: Slip-Resistant Rubber
 CONSTRUCTION: Cement
 SHANK: Composite
 RATING: ASTM F3445-21 Slip-resistant
 RATING: ASTM F2413-18 M/I/C EH
SIZING: 6-12, 13, 14 D(M)
SIZING: 7-12, 13, 14 2E(W)



DH20100 / SOLSTICE

SIZING: 6-12, 13, 14 D(M)
SIZING: 8-12, 13, 14 2E(W)



DH30135 / SUNBIRD / BLACK

DH30205 / SUNBIRD / BROWN

TOE TYPE: Composite Toe
 UPPER: Full-Grain Tumbled Leather
 LINING: Moisture Wicking Mesh
 FOOTBED: Premium P/U With Memory Foam
 MIDSOLE: Cushion Rebound EVA
 OUTSOLE: Slip-Resistant Rubber
 CONSTRUCTION: Cement
 SHANK: Composite
 RATING: ASTM F3445-21 Slip-resistant
 RATING: ASTM F2413-18 M/I/C EH
SIZING: 6-12, 13, 14 D(M)
SIZING: 7-12, 13, 14 2E(W)



GENERAL WORK

DH60216 / COMET

TOE TYPE: Composite Toe
 UPPER: Oiled Nu-buck Leather
 LINING: Waterproof Membrane With Moisture Wicking Mesh
 FOOTBED: Premium P/U
 MIDSOLE: Soft Density EVA
 OUTSOLE: Slip-Resistant Rubber
 CONSTRUCTION: Cement
 SHANK: Composite
 RATING: ASTM F3445-21 Slip-resistant
 RATING: ASTM F2413-18 M/I/C EH
SIZING: 7-12, 13, 14 D(M) 2E(W)



DH50200 / SQUIRE / BROWN

DH50115 / SQUIRE / BLACK

TOE TYPE: Composite Toe
 UPPER: Crazy Horse Leather
 LINING: Waterproof Membrane With Moisture Wicking Mesh
 FOOTBED: Premium P/U
 MIDSOLE: Soft Density EVA
 OUTSOLE: Slip-Resistant Rubber
 CONSTRUCTION: Cement
 SHANK: Composite
 RATING: ASTM F3445-21 Slip-Resistant
 RATING: ASTM F2413-18 M/I/C EH
 100% Non-Metallic
BROWN SIZING: 7-12, 13, 14 D(M) 2E(W)
BLACK SIZING: 7-12, 13, 14 D(M)



GENERAL WORK

DH20122 / BONNEVILLE



TOE TYPE: Composite Toe
 UPPER: Nylon with TPU Overlay
 LINING: Moisture Wicking Mesh
 FOOTBED: WOW Comfort System
 MIDSOLE: Cushion Rebound EVA
 OUTSOLE: Slip-Resistant Rubber
 CONSTRUCTION: Cement
 SHANK: Composite
 RATING: ASTM F3445-21 Slip-resistant
 RATING: ASTM F2413-18 M/I/C EH
SIZING: 5-12, 13, 14 D(M)
SIZING: 5-12, 13, 14 2E(W)
 SIZE 12.5 AVAILABLE



DH30100 / TORRENT / (SOFT-TOE)



TOE TYPE: Soft Toe
 UPPER: Nubuck with Matrix Leather
 LINING: Breathable Mesh
 FOOTBED: Premium P/U With Memory Foam
 MIDSOLE: Ultra-Light Cushion Rebound P/U
 OUTSOLE: Slip-Resistant Rubber
 CONSTRUCTION: Cement
 SHANK: Composite
 RATING: ASTM F3445-21 Slip-resistant
 RATING: ASTM F2892-18 EH
SIZING: 8-12, 13, 14 D(M) 2E(W)



DH50124 / POLARA



TOE TYPE: Composite Toe
 UPPER: Full-Grain Oiled Leather
 LINING: Breathable Mesh
 FOOTBED: Premium P/U With Memory Foam
 OUTSOLE: Slip-Resistant 2 Density P/U
 CONSTRUCTION: Direct Attach
 SHANK: Composite
 RATING: ASTM F3445-21 Slip-resistant
 RATING: ASTM F2413-18 M/I/C EH
SIZING: 7-12, 13, 14 D(M) 2E(W)



DH50144 / SONIC



TOE TYPE: Composite Toe
 UPPER: Full-Grain Oiled Leather
 LINING: Breathable Mesh
 FOOTBED: WOW Comfort System
 OUTSOLE: Slip-Resistant 2 Density P/U
 CONSTRUCTION: Direct Attach
 SHANK: Composite
 RATING: ASTM F3445-21 Slip-resistant
 RATING: ASTM F2413-18 M/I/C EH
SIZING: 7-12, 13, 14 D(M) 2E(W)



GENERAL WORK

DH50500 / LEMANS




TOE TYPE: Composite Toe
 UPPER: Matrix Leather & Nylon
 LINING: Waterproof Membrane with Moisture Wicking Mesh
 FOOTBED: Premium P/U With Memory Foam
 MIDSOLE: Ultra Light Cushion Rebound P/U
 OUTSOLE: Slip-Resistant Rubber
 CONSTRUCTION: Cement
 SHANK: Composite
 RATING: ASTM F3445-21 Slip-resistant
 RATING: ASTM F2413-18 M/I/C EH
SIZING: 6-12, 13, 14 D(M) 2E(W)



DH60155 / VENTURA / (SOFT-TOE)



TOE TYPE: Soft Toe
 UPPER: Soft Full-Grain Leather
 LINING: Waterproof Membrane with Moisture Wicking Mesh
 FOOTBED: Premium P/U With Memory Foam
 MIDSOLE: Ultra-Light Cushion Rebound P/U
 OUTSOLE: Slip-Resistant Rubber
 CONSTRUCTION: Cement
 SHANK: Composite
 RATING: ASTM F3445-21 Slip-resistant
 RATING: ASTM F2892-24 EH SR
 YKK® Side Zipper
SIZING: 8-12, 13, 14 D(M) 2E(W)





**WORK FOOTWEAR
SINCE 1975**

DieHard.
POWER AHEAD™



**CONTACT YOUR
SALES
REPRESENTATIVE
FOR P.O.P.
REQUIREMENTS**

POINT OF PURCHASE DISPLAYS

METAL SHOE DISPLAY STAND



**9' FT. METAL & WOOD SHOE DISPLAY
WALL STAND WITH LIGHT BOX**



**7' FT TALL VINYL
SLAT WALL BACKING**



POINT OF PURCHASE BRANDING

METAL SEAT

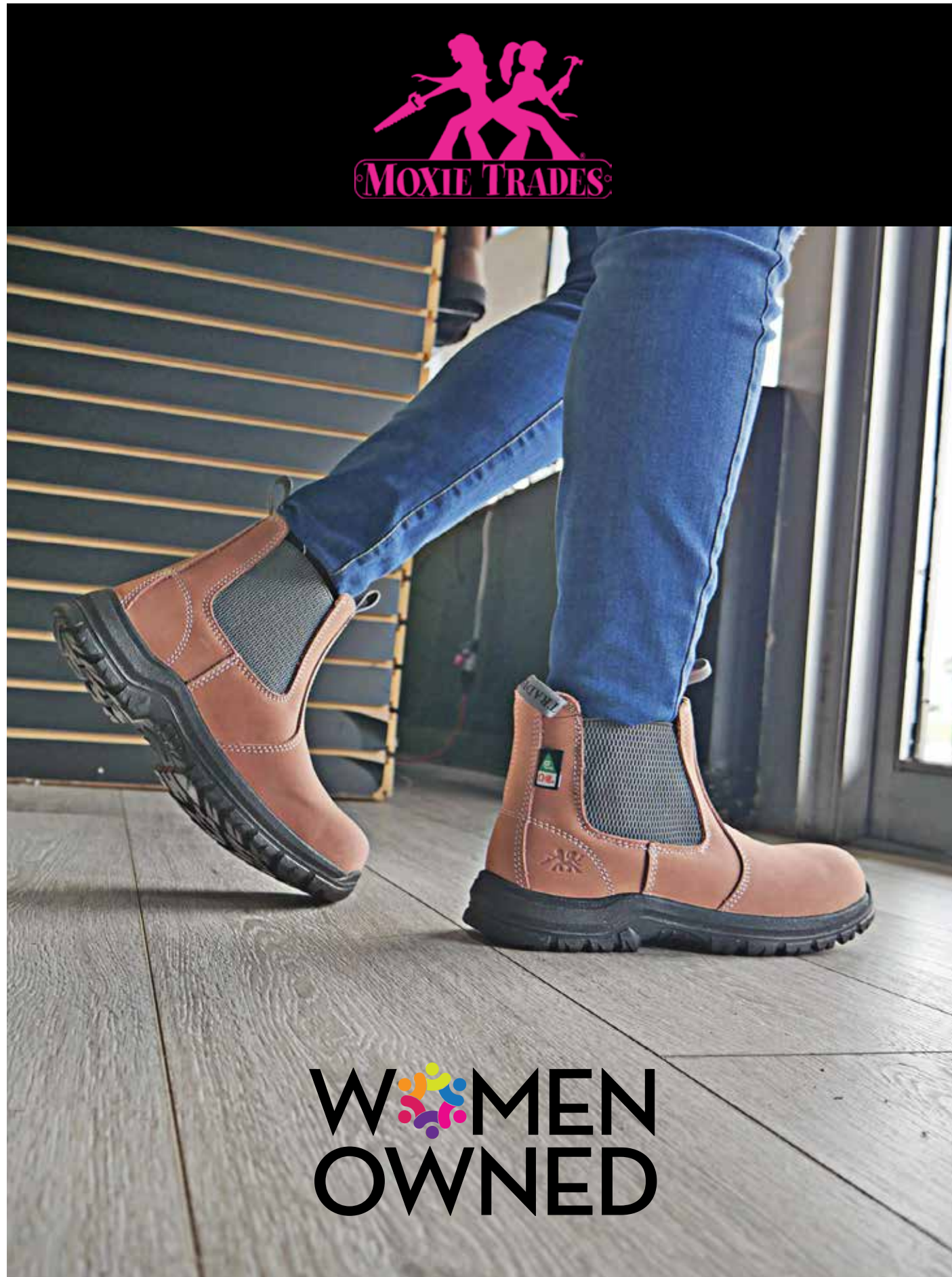


**2'FT X 3'FT BANNER WITH
GROMETS**



**13.77" X 13.77"
VINYL HEADER**





MOXIE TRADES SYMBOL GUIDE



Composite toes contain non-metallic safety toe caps and are light. They are ideal for those working in electrical environments. They do not conduct heat and cold and are good for work in extreme high or low temperatures.



Aluminum toes are made of lightweight materials and tend to be about 30 to 50 percent lighter than steel. Toe boxes provide the same level of safety as steel but offer a bit more room since aluminum is thinner than composite.



Steel safety toes are the industry standard and have been for years. Steel toes provide protection from falling objects and equipment.



Moxie uses membrane technology from Tri-tex® and others. Our boots are designed to resist water in wet situations as high as the membrane goes. Wear these with confidence that your feet will stay dry and comfortable.



Our outsoles marked slip resistant have been tested and meet or surpass industrial standards. Slip resistance has many variables. These tests are to be used as a guide to help make your decision. Test results available upon request.



Electrical Hazard (EH) boots must be able to withstand 18000 volts of electricity at 60 hertz for a whole minute without leakage of more than one milliampere under dry conditions. Moxie EH boots have been tested and pass this standard.



Our flexible puncture resistant plate allows full sole coverage, as well as greater movement. This midsole plate is designed to reduce the hazards of puncture wounds caused by sharp objects penetrating the outsole.



MetGuard™ is a thermal plastic urethane shield made with XRD® Impact Protection technology. It overlays the toe box and runs to the top of the instep, for armor-like protection of the bones of the foot.



!WOW! comfort system includes a 5mm poron cushion board layer built right above the midsole combined with a nice soft density contoured insole.



This symbol indicates metatarsal protection.



This symbol indicates electric-shock protective footwear.



This CSA symbol indicates that the product has sole puncture protection with a Grade 1 protective toe for a heavy work environments.

SLAT WALL VINYL HEADER AVAILABLE



SLAT WALL VINYL DISPLAY AVAILABLE



MT50180

ZENA (BLACK)

- Composite safety toe & shank
- Rubber bumper toe for durability
- Knit fabric
- Memory foam insole
- Cement construction
- ASTM F3445-21 Slip and oil-resisting outsole
- ASTM F2413-18 EH
- Sizes 5, 6-10, 11



MT20140

LEXI (BLACK)

- Composite safety toe & shank
- FlyKnit upper with light reflecting flash print
- IWOW! comfort system
- EVA midsole
- Cement construction
- ASTM F3445-21 Slip-resistant rubber outsole
- ASTM F2413-18 F/I/C EH
- 100% non-metallic
- Abrasion toe bumper
- Women's Sizes: 5-10 B(M) and D(W)



MT25010

ANGEL (BLACK)

- Composite safety toe & shank
- Full grain leather
- Feminine touch bow detail
- IWOW! Comfort System
- Fast Rebound Insole With Arch Support
- EVA midsole
- Cement construction
- ASTM F3445-21 Slip-resistant outsole
- ASTM F2413-18 F/I/C EH
- Sizes 5-10, 11



MT25012

ANGEL DISTRESSED

- Composite safety toe & shank
- Distress full grain leather
- IWOW! Comfort System
- Fast Rebound Insole With Arch Support
- EVA midsole
- Cement construction
- ASTM F3445-21 Slip-resistant outsole
- ASTM F2413-18 F/I/C EH
- Sizes 5-10, 11



MT20120

EXHILARATOR (BLACK)

- Composite safety toe & shank
- Breathable mesh with TPU printed overlay toe
- Molded heel counter
- Fast rebound cushion insole
- Cement construction
- Injected EVA dual density midsole
- Slip-resistant rubber outsole
- ASTM F3445-21 Slip-resistant
- Meets ASTM F2413-18 F/I/C EH
- Sizes 6-10, 11



MT21404

TRISHA (GREY)

MT21405

TRISHA (BLUE)

MT21406

TRISHA (PINK)

MT21407

TRISHA (TURQOISE)

MT21408

TRISHA (PURPLE)

- Composite safety toe & shank
- Suede, printed leather and fabric
- Padded collar for comfort
- Fast rebound cushion insole
- Cement construction
- Injected EVA dual density midsole
- Slip-resistant rubber outsole
- ASTM F3445-21 Slip-resistant
- ASTM F2413-18 F/I/C EH
- Sizes 6-10, 11



MT25058
ANGELINA (PINK)



MT70127
ANGELINA (BLACK)

- Composite safety toe & shank
- Pink full-grain nubuck leather
- Black full grain leather
- Soft cushion insole
- Puncture-resistant midsole
- Direct attach PU/PU outsole
- ASTM F3445-21 Slip-resistant
- ASTM F2413-18 F/I/C EH, PR
- CSA Approved Grade 1
- Pink Sizes 6-10, 11
- Black Sizes 5, 5.5, 6-10, 11

MT26058
LACY (PINK)



MT26026
LACY (OLIVE)

- Composite safety toe & shank
- Full-grain nubuck leather, suede tongue, feminine-touch lace collar
- Reflective padded collar & lace loops
- Hydry waterproof membrane
- Dual-density rebound foam insole
- Puncture-resistant midsole
- Direct attach PU/PU slip-resistant outsole
- ASTM F3445-21 Slip-resistant
- ASTM F2413-18 F/I/C EH, PR
- CSA Approved Grade 1
- Sizes 5-10, 11
- Additional colors in HOSS

MT20518
TINA (BLACK)



• REFLECTIVE padded collar

- Composite safety toe & shank
- Full-grain leather with reflective padded collar
- Hydry waterproof membrane
- Dual-density rebound foam insole
- XRD internal metatarsal guard
- Puncture-resistant midsole
- Direct attach PU/PU outsole
- ASTM F3445-21 Slip-resistant
- ASTM F2413-18 F/I/C EH, PR, Mt
- CSA Approved Grade 1
- Sizes 5-10, 11

MT50162
ALICE (PINK)



MT50161
ALICE (TAN)

- Composite safety toe & shank
- Full-grain, soft nubuck leather
- Tri-tex® waterproof breathable lining
- Cushion foam insole
- Puncture-resistant midsole
- Direct attach PU/PU outsole
- Extra black lace in box for pink and tan
- ASTM F3445-21 Slip-resistant
- ASTM F2413-18 F/I/C EH, PR
- CSA Approved Grade 1
- Sizes 5, 6-10, 11

MT50165
ANNE 8" (BLACK)



- Composite safety toe & shank
- Black leather
- Tri-tex® waterproof breathable lining
- Cushion foam insole
- Puncture-resistant midsole
- Direct attach PU/PU outsole
- ASTM F3445-21 Slip-resistant
- ASTM F2413-18 F/I/C EH, PR
- CSA Approved Grade 1
- Sizes 5, 6-10, 11

MT28028
MAREEN 8" KILTIE (BLACK)



- Composite safety toe & shank
- Brown Crazy Horse leather
- Waterproof membrane
- Cushion foam insole
- Puncture-resistant midsole
- Goodyear® welt construction
- High abrasion logger rubber outsole
- Triple ridge shank
- ASTM F3445-21 Slip-resistant
- ASTM F2413-18 F/I/C EH, PR
- Sizes 5-10, 11



DieHard
POWER AHEAD



888-990-4677 / HOURS: MONDAY-FRIDAY 8AM-5PM EST
DIEHARDFOOTWEAR.COM
HOSSBOOTS.COM
EMAIL ORDERS: CSORDERS@HOSSBOOTCO.COM